



# NURSERY 2014

## ENVIRONMENTAL

NAME	
SCHOOL	




1.  This is a \_\_\_\_\_ (boy, girl)

2.  This is a \_\_\_\_\_ (girl, boy)


3. I am a \_\_\_\_\_ (boy, girl)

4. My name is \_\_\_\_\_

### Colour the clothes we wear



The weather is  
(rainy, sunny)




\_\_\_\_\_

# Draw

hen	ball	tree

## Colour our home



## Match with their names



father

mother

brother

sister

baby

**LANGUAGE**

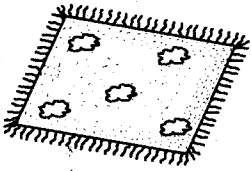


NAME	
SCHOOL	

**I. Dictation**

1. \_\_\_\_\_
2. \_\_\_\_\_
3. \_\_\_\_\_
4. \_\_\_\_\_
5. \_\_\_\_\_

**2. Write single sounds a - z**


### 3. Match pictures with words

			10
_____	_____	_____	_____

ten, mat, hen, hat

### 4. Draw the pictures

van	tap	egg

### 5. Fill the gaps with a and read

m\_\_n

d\_\_d

j\_\_m

b\_\_g

t\_\_p




# NURSERY 2014

## NUMBER WORK

NAME	
SCHOOL	


### 1. Write numbers 1 - 20


### 2. Count and write



### 3. Fill in the missing numbers

1
3



11		13	
----	--	----	--

4. Put together

$2 + 3 = \underline{\quad}$

$2 + 0 = \underline{\quad}$

$5 + 3 = \underline{\quad}$

$8 + 1 = \underline{\quad}$

$2 + 6 + 1 = \underline{\quad}$

$3 + 0 + 3 = \underline{\quad}$

5. Take away

$4 - 2 = \underline{\quad}$

$6 - 6 = \underline{\quad}$

$5 - 5 = \underline{\quad}$

$$\begin{array}{r} 9 \\ -0 \\ \hline \\ \hline \end{array}$$

$$\begin{array}{r} 4 \\ -3 \\ \hline \\ \hline \end{array}$$

$$\begin{array}{r} 2 \\ -1 \\ \hline \\ \hline \end{array}$$

6. Circle the numbers

6   b   4   a   2   3   h   i   5

NAME	
SCHOOL	

### 1. Complete the pattern

Handwriting practice lines showing patterns to be completed:

- Line 1: Z | | Z | |
- Line 2: S S S S S S S S
- Line 3: ▽ + ▽ + ▽ + ▽ +
- Line 4: J J J J J J J J

### 2. Copy the sounds

a      b      'c      d      e      f      g      h

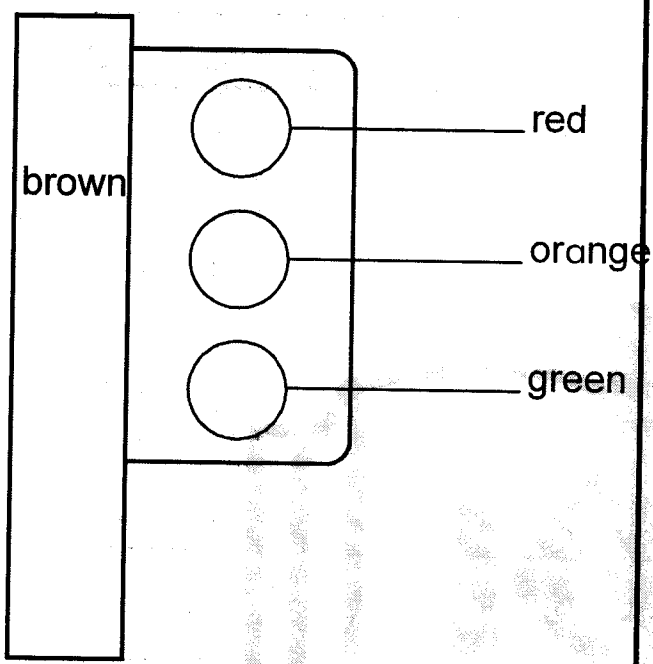
\_\_\_\_\_

### 3. Copy the words

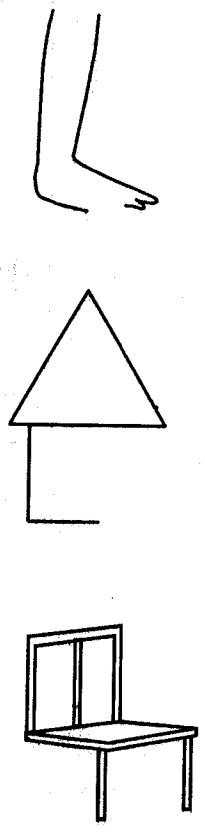
dad                  mum                  box                  fat

\_\_\_\_\_

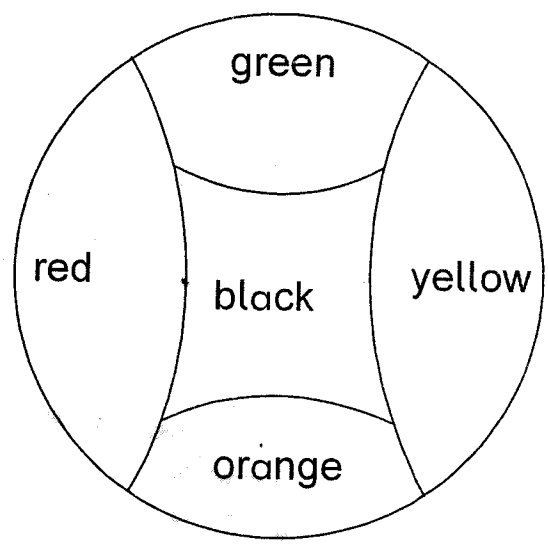
4. Colour the traffic lights




5. Complete the pictures



6. Colour the ball



7. Draw your teacher








## READING

NAME	
SCHOOL	

### Read the pictures



### Read the sounds

a    z    b    w    d    c    x    e  
e    t    h    u    v

### Read the two letter sounds

sa                  va                  ba                  ca  
de                  be                  he                  je  
mi                  ni                  ti                  vi

### Read the words

bag                  rat                  van  
ken                  had                  it