

Name Index Number

442/1
ART AND DESIGN
Paper 1
Nov. 2016
1½ hours

Candidate's Signature

Date



THE KENYA NATIONAL EXAMINATIONS COUNCIL
Kenya Certificate of Secondary Education
ART AND DESIGN
Paper 1
1½ hours

Instructions to candidates

- (a) Write your name and index number in the spaces provided above.
- (b) Sign and write the date of the examination in the spaces provided above.
- (c) This paper consists of **three** sections; **A, B** and **C**.
- (d) Answer **all** the questions in section **A** and **B**.
- (e) Answer any **one** question in section **C**.
- (f) Answers to all the questions must be written in the spaces provided.
- (g) Where drawings and diagrams are appropriate, they should be included within the text of your answers.
- (h) This paper consists of **12** printed pages.
- (i) Candidates should check the question paper to ascertain that all the pages are printed as indicated and that no questions are missing.
- (j) Candidates should answer the questions in English.

For Examiner's Use Only

Section	Question	Maximum Score	Candidate's Score
A	1	20	
	2	05	
B	3	05	
	4	05	
	5	05	
	6	05	
C	7-9	15	
Total Score		60	



SECTION A (20 marks)

Answer all the questions in this section in the spaces provided.

1. (a) (i) State another term for value. (1 mark)

.....
.....

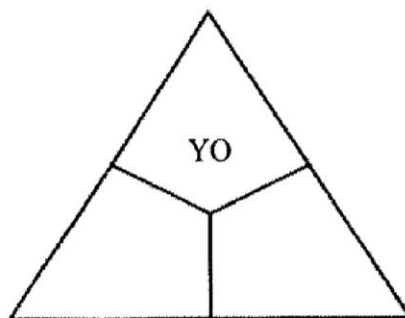
- (ii) Name the **two** techniques used to create value. (2 marks)

.....
.....
.....
.....

- (iii) Explain the difference between the two techniques. (1 mark)

.....
.....
.....
.....

- (b) (i) The illustration below represents a colour triad. Fill in the missing colours. (2 marks)



- (ii) Explain the terms recede and advance as applies in colour. (2 marks)

.....
.....
.....

(c) Study the visual symbol below

(i) Identify the symbol

(1 mark)

.....
.....

(ii) State the function

(1 mark)

.....
.....

(iii) Classify the symbol

(1 mark)

.....
.....



(d) State **two** characteristics of mosaic.

(2 marks)

.....
.....
.....
.....

(e) Explain the term 'pendant' with reference to ornaments.

(2 marks)

.....
.....
.....
.....



- (f) Study the picture below. Identify the most outstanding principle of Art and Design. (1 mark)

.....

.....

.....



- (g) The pictorial composition below was created by pasting cut out pictures and photographs on the surface. Identify the technique used to create the picture and state a possible title for it. (1 mark)

.....

.....

.....



(h) Name the technique of fixing cut out shapes onto a ceramic form. (1 mark)

.....
.....

(i) Differentiate between slip and press mould in sculpture. (1 mark)

.....
.....
.....
.....

(j) What is the difference between human figure drawing and portraiture? (1 mark)

.....
.....
.....
.....



SECTION B (25 marks)

*Answer **all** the questions in this section in the spaces provided.*

2. Study the picture below.



(i) Identify the type of texture portrayed in the picture. (1 mark)

.....
.....

(ii) State **four** roles of texture conveyed in the picture. (4 marks)

.....
.....
.....
.....

3. Use a biro or pen and ink on the figure below to create a silhouette. (5 marks)



4. (a) The illustration below represents an activity in a printing process. In progression, describe the **three** main steps to complete the process. (3 marks)



.....

.....


.....

.....

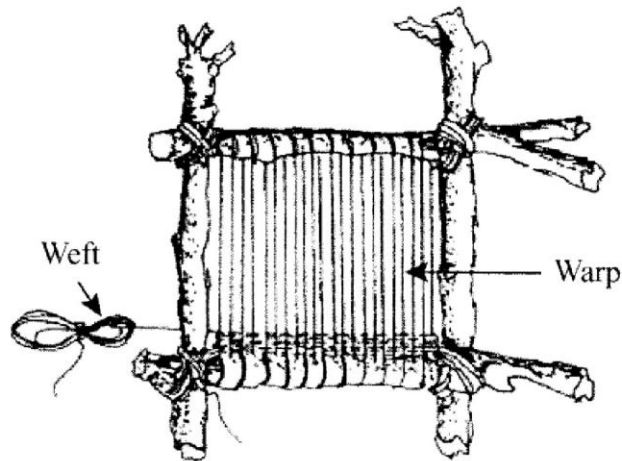
.....



- (b) The illustration below represents a block ready for a design transfer. In upper case transfer the name 'abigail' onto the block for scooping and printing. (2 marks)



5. The illustration shows a tool used in an Art technique.



- (a) Identify the technique. (1 mark)

.....
.....

- (b) Name the tool. (1 mark)

.....
.....

- (c) Explain **three** functions of the tool. (3 marks)

.....
.....
.....
.....
.....

6. What is meant by the following terms in pottery?

(a) Stamping (1 mark)

.....
.....

(b) Burnishing (1 mark)

.....
.....

(c) Slip trailing (1 mark)

.....
.....

(d) Incising (1 mark)

.....
.....

(e) Excising (1 mark)

.....
.....



SECTION C (15 marks)

*Answer any **one** question from this section.*

Write your answers in the space provided after question 9.

7. (a) State and define the **three** types of relief sculpture. (6 marks)
- (b) Explain the process of producing a relief sculpture using clay. (9 marks)
8. (a) What is meant by the term design process? (1 mark)
- (b) State and describe the aspects to be covered under the following sub-topics in design process. (14 marks)
- (i) Brief
 - (ii) Research
 - (iii) Layout
 - (iv) Client Presentation
9. With the use of an illustration, explain how aerial or atmospheric perspective is achieved. (15 marks)